

Wulian[®]

Smart Door Guardian (720P)

WL-ZSPDBMA-PI13-01

User Manual

©2016 Nanjing IOT Sensor Technology Co., Ltd.

Publication Number: 2016-0727.V01

Wulian Granted ISO 9001: 2008 Certification



Picture for Reference Only

Welcome to Use Wulian Smart Door Guardian

- **Wulian** is the registered trademark of Nanjing IOT Sensor Technology Co., Ltd. All the other product names or trademarks mentioned in the manual belong to the trademarks or registered trademarks of the respective possessors.
- Please read this manual carefully to ensure proper and safe use of the product.
- Wulian Smart Door Guardian (hereinafter referred to as “the product”) is one of the smart home audio and video products launched by Nanjing IOT Sensor Technology Co., Ltd. (hereinafter referred to as “Wulian”). The product shall be used together with Smart Home App and its accessories. Wulian assumes no responsibility for any damage caused by improper installation or usage of the product.
- Wulian may update the product information in this manual anytime without prior notice. Please pay close attention to Wulian news and download the latest Smart Home App.
- Copying the manual’s content or using Wulian’s registered trademark without specific written permission from Wulian is forbidden. Offenders will be held liable for their illegal behavior.
- Welcome to visit Wulian official website **www.wuliangroup.com** to obtain more information about smart home products.

Features



Remote Check



Linkage Unlocking



Voice Intercom



720P HD



Detection and Recording



Video Playback



WiFi



Super Night Vision



Ultra-Low Power
Consumption

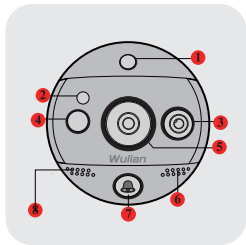


Easy Installation

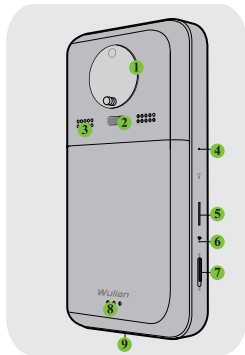
Packing List

NO.	Name	Quantity
1	Front Plate	1
2	Back Plate	1
3	Metal Fixed Plate	1
4	TF Card	1
5	Power Adapter	1
6	USB Cable	1
7	Needle	1
8	User Manual	1
9	Installation Package	1
10	Warranty Card	1

Parts Illustration



- ① Infrared Night Vision
- ② Photosensitive Detection
- ③ HD Camera
- ④ PIR Motion Detection
- ⑤ Door Peephole
- ⑥ Microphone
- ⑦ Doorbell Button
- ⑧ Speaker

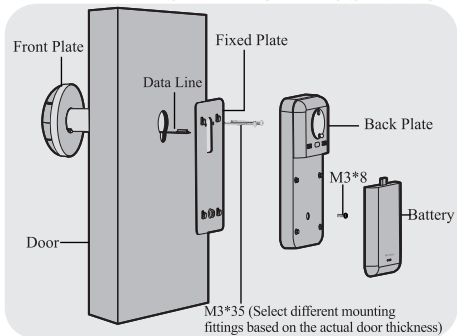


- ① Peephole Cover
- ② Battery Buckle
- ③ Speaker
- ④ Indicator
- ⑤ TF Card Slot
- ⑥ WiFi Settings Key
- ⑦ Power Switch
- ⑧ Charging Indicator (Light turns dim after full charge)
- ⑨ Micro USB Charging Port

Installation Illustration

Installation Requirements:

1. Tear off the film of 3M double-sided tape on the front plate, pass the cylinder through the hole of the door, and stick the front plate on the door plank;
2. Pass the data line through the fixed plate, and tighten the fixed plate with 2 screws;
3. Insert the data line into the socket on the back plate, and hide the rest cables in the hole of the door;
4. Buckle the back plate on the fixed plate, and fix the back plate with two screws;
5. Buckle the battery into the back plate to finish the installation.



App Usage

1. Software Download

For first time use, please download Smart Home App and read user manual carefully. Pay attention to Wulian news and update App timely.

Option A:



**Download the Smart Home App
by scanning the above QR code.**

Option B:

iOS user can download the App by searching "Wulian Smart Home" on "App Store".

Android user can download the App by searching "Wulian Smart Home" on "Google Play".

2. Operation Method

2.1 Create a Wulian account and log in.

2.2 Add Smart Door Guardian

Press “Camera” on the App main interface; select “Wulian Smart Door Guardian”; join the network according to App prompts.

2.3 Factory Reset

Press and hold the WiFi Settings Key for 10s; when the voice prompt says “Factory Setting Restored”, it means the device is successfully restored to factory default settings.

Product Specifications

Camera

Resolution	720P
Focal Length	1.25mm
Lens Material	Optical Glass
Camera's Angle of View	83° Horizontal Angle 120° Vertical Angle
Infrared Night Vision	Support
Storage	TF Card Storage (Max 32G)
Motion Detection Distance	Max 3m

Structure Parameters

Net Weight	555g
Size	Front Plate: Φ 76mm*27mm Back Plate: 80mm*159mm
Material	Zinc Alloy + ABS + PC
Suited Door Thickness	35-90mm

General Parameters

Power Parameter	DC4.2V Lithium Battery (3000mA)
Power Supply	DC5V 1A
Standby Power Consumption	1.4W
Temperature for Working	-10°C~+45°C
Humidity for Working	≤95%RH (Noncondensing)
Flame Retardant Rating	UL94 V-2

Cautions

- Do not press hard on the clear dome cover and convex black ball on the front panel or it may cause device damage.
- Do not pull data cables hard and protect them from damage during installation.
- Use the power adapter and USB cable in this package, or the device may fail to charge or even be damaged.
- Do not put the product in places with high temperature, high humidity, salt fog, or in dusty, rainy places.

Purchasing Information

Name	Smart Door Guardian (720P)
Model	WL-ZSPDBMA-PI13-01
Material & Color	Zinc Alloy + ABS + PC, Rosy Gold

No. 15, Fengji Road, Yuhuatai District, Nanjing

Email: overseas@wuliangroup.com

Service Line: +86-400 889 2891

Official Website: www.wuliangroup.com