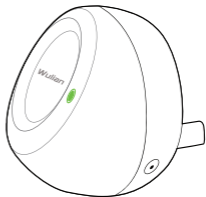


Wulian®

ISO9001:2008 Certified

Smart Repeater WL-ZRPMNPW-G11-01

User Manual

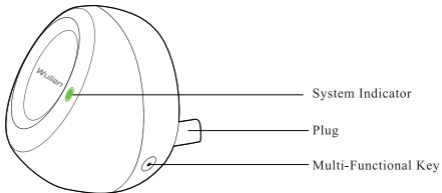


©2016 Nanjing IoT Sensor Technology Co., Ltd.
Publication No.: 2016-0825.V01

Welcome to Use Wulian Smart Repeater

- **Wulian** is the registered trademark of Nanjing IOT Sensor Technology Co., Ltd. All the other product names or trademarks mentioned in the manual belong to the trademarks or registered trademarks of the respective possessors.
- Please read this manual carefully to ensure proper and safe use.
- Wulian Smart Repeater (hereinafter referred as “this product”) is manufactured by Nanjing IOT Sensor Technology Co., Ltd. (hereinafter referred as “Wulian”). This product shall be used with Smart Home App as well as supplied accessories. Wulian is not responsible for any loss due to improper installation or usage of this product.
- Wulian will update product information in this manual anytime without prior notice. Please pay attention to our information timely and download Smart Home App with the latest edition.
- Without specific written permission from our company, no individuals or companies can copy the content or part of the content in this manual, or use the registered trademark of our company. We will investigate for the legal responsibility of individuals or companies for illegal use of our trademark.
- Welcome to visit Wulian official website www.wuliangroup.com for more information.

Product Illustration



Software Download

Option A:

Download the latest Smart Home App by scanning the QR code on the package box of this product.

Option B:

iOS user can download the App by searching "Wulian Smart Home" in "App Store".

Android user can download the App by searching "Wulian Smart Home" in "Google Play".

Warm prompt: For the first use, please download Smart Home App and read user manual carefully. Please pay attention to Wulian information to download the latest App in time.

Features

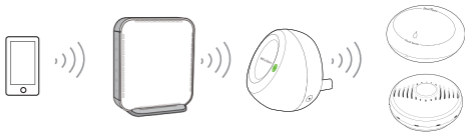
Wireless repeater, supporting a new generation of ZigBee/SmartRoom wireless technology and helping wireless gateway to diffusion wireless signal, is a basic functional products.



This product is elegant, delicate, without wiring, plug and play. It can ensure that the wireless network is working within all kinds of spaces and conditions.

Network Setting

1.Usage Scene



Smart Terminal

Smart Gateway

Smart Repeater

Smart Products

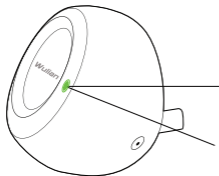
- When other devices are too far away from the gateway to join it, user can install a repeater between them to enable communication by connecting the repeater to the gateway, and adding devices to the repeater.
- When other devices are a little bit far away from the gateway and the signal is weak, user can install a repeater between them to boost the signal.
- Before setting, please make sure the gateway (need to be purchased) works normally and the ZigBee network indicator flashes, also the product is in a power-on state and within valid communication scope of the wireless gateway.

- Before operating, please make sure the product is not connected to any other gateway; or exit the connecting ZigBee network before networking again (new product can be connected to the network directly).

2. Networking

① First time to join the network

- Allow the gateway for networking (refer to the gateway manual for details);
- When use the product for the first time, power it on and it will apply to join the ZigBee network automatically;
- Then the [System Indicator] flashes while searching for the network;



b. After joining the ZigBee Network successfully, [System Indicator] will stay on for 2s and then go out

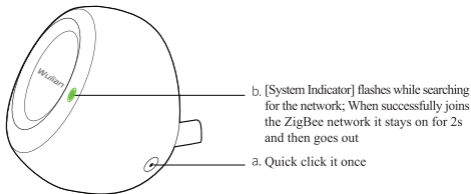
a. [System Indicator] flashes while searching for the network

②Join the network manually

- Quick click [Multi-Functional Key] once, then the [System Indicator] flashes while searching for the network;

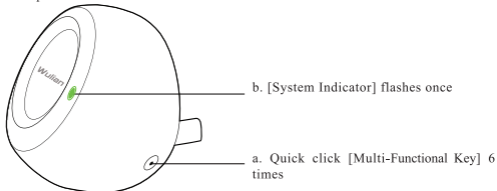
- When successfully joins the ZigBee network, the [System Indicator] stays on for 2 seconds and then goes out.

Note: Click the [Multi-Functional Key] one time and [System Indicator] flashes once to indicate successful networking.



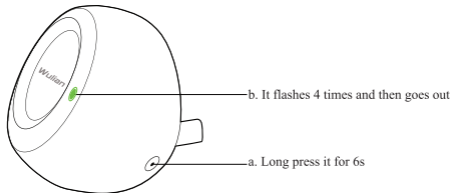
3. Connect Other Devices

When this product joins the network successfully, quick click [Multi-Functional Key] 6 times. Then the [System Indicator] flashes once, which means allowing other devices to join the repeater within 4 mins.



4. Exit the Network

Long press the [Multi-Functional Key] 6s and loosen it, the [System Indicator] flashes 4 times regularly and goes out to exit the ZigBee network.



Electrical Parameter

Communication Mode	IEEE 802.15.4 (ZigBee/SmartRoom)
Antenna Type	Internal Antenna
Power Parameter	100-240V AC,50/60Hz
Standby Power Consumption	$\leq 0.5W$
Wireless Communication Distance	500m (Visible)

Structure Parameter

Dimension (Length*width*height, mm)	54x54(mm)
Material & Color	PC, White
Flame Retardant Rating	UL94V-0
Working Temperature	-10℃~+45℃
Working Humidity	≤95%RH (Noncondensing)
Installation Method	Portable
Net Weight (g)	39g
Storage Temperature	-20℃~+60℃

Purchasing Information

Name	Smart Repeater
Model	WL-ZRPMNPW-G11-01

No. 15, Fengji Road, Yuhuatai District, Nanjing, Jiangsu Province, China

Email: overseas@wuliangroup.com

Service Line: +86-400 889 2891

Official Website: www.wuliangroup.com